
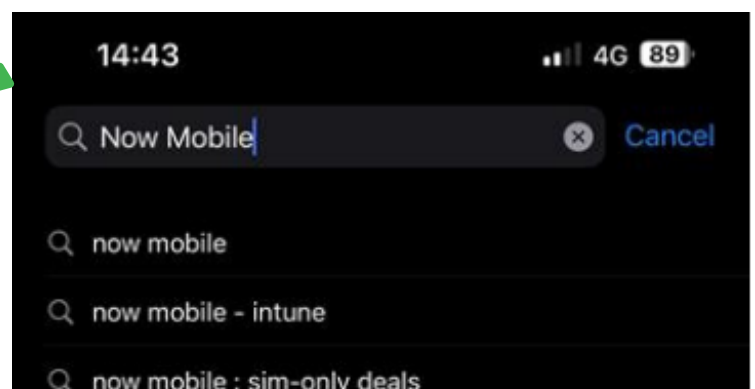





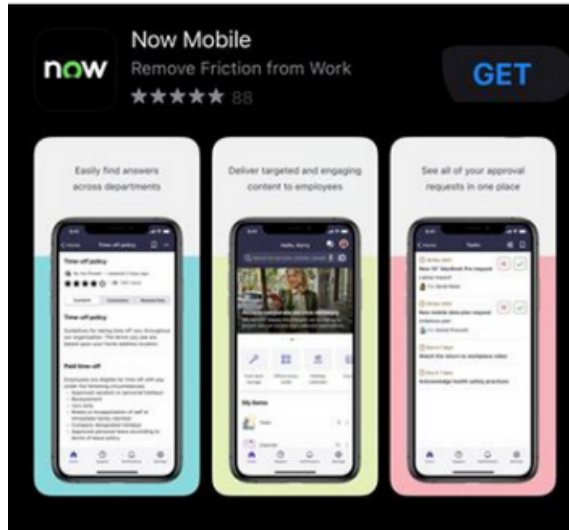
Locate and tap to open the blue  
**'Google Play Store'** icon on your  
mobile device



Use the search bar within  
the App Store and search for  
**Now Mobile**





When you find the Now Mobile application, select the **GET** button on the top right of the app




This will download the application onto your device

Locate the Now Mobile app on your device, and tap to open.





Enter the instance address  
or scan a QR code.



Nickname (Optional)

[Save and log in](#)

In the field marked  
with a red \* input;

**nlcsnowprod.service-now.com**



**Input your Username**

(7 digit employee number)

**Input your Password**

(This will be emailed to you)

15:11 4G 87

Cancel  csnowprod.service-now.com AA 

**servicenow**

User name

Password

[Log in](#)

[Use external login](#)

Single Sign-On Users will log in via '**Use External login**' and inputting their northlan.gov.uk email and password

When you have logged in successfully, you should see a screen similar to this:

